


MAPPING LESSON

STUDENT HANDOUT

Class Activity 1

WHAT DO YOU KNOW ABOUT MAPS?







Write down as many things that you can think of about maps. If you get stuck, ask a friend and work together. See if you can think of 10 things.



Class Activity 4

READING MAPS

Look at your map and write down definitions for the following icons. After you have written down each meaning, see if you can find the icon on the map.

Icon	Meaning
	
	
	
	
	
	
	
	

HOME ACTIVITIES

Home Activity 4

WHAT'S THAT SIGN?

When you are walking to school with your parent, carer, older sister/brother or friend, look out for different road signs you see on your way. Talk about each sign and what it means. Draw 3 of the signs that you noticed along the way and write down their meanings/why they are important.



Home Activity 5

HOW DID YOU GO?

Complete the following questions based on how your practice walk went.

How long did it take?

I was good at

I could improve next time at

Ask your parent/s or carer/s to write a comment below on your mapping skills. If you are happy to, you can read it out in class.

